



Network Video Display Appliance

The Senstar Thin Client is an open, simple, and cost-effective embedded device designed to display 1080p video from 30+ network video camera manufacturers via ONVIF Profile S, as well as from Senstar Symphony™ or any RTSP-compatible video source.

Ideal in space-constrained environments due to its easy setup and compact design, Senstar Thin Client can be used wherever video needs to be shown, including retail, hospital, government, education, business and manufacturing environments.

Designed for hassle-free operation, the Thin Client can be centrally managed and requires virtually no training for the end user.

Up to 16 live video streams may be displayed at one time, with multiple view and carousel options also available. When paired with the Symphony video management software (VMS), the Thin Client can display alarms and be dynamically controlled as part of a video wall solution.

Features and Benefits

- Decode and display up to 16 live video streams at one time
- HDMI output (1920 x 1080 resolution)
- Compatible with ONVIF Profile S and RTSP IP camera streams
- Can run in parallel with existing VMS solutions
- 10/100 Mbps Ethernet
- Save still images to NAS
- When paired with the Symphony VMS, provides video playback and export functionality
- Compact, PoE-powered design
- Multiple mounting options, including VESA
- Touch screen, TV remote control (via HDMI-CEC), PTZ joystick, and mouse support
- Web-based configuration
- Remote control via web interface, mobile apps (iOS and Android), and the Symphony VMS
- Video wall support
- Video file playback from USB device
- Secure, embedded OS requires no regular updates, security patches, or anti-virus software
- Centralized firmware management and health monitoring with Senstar Enterprise Manager integration

EASY INSTALLATION

Installation takes less than five minutes. Powered by PoE, the Thin Client only requires two cables, Ethernet and HDMI.

Its compact design includes VESA-spaced mounting holes for installation on a variety of surfaces, including direct attachment to the back of the monitor.



Thin Client mounting example

LOW POWER, HASSLE-FREE OPERATION

A low-power device, the Thin Client draws 95 percent less energy than a traditional Windows® PC. Its fanless operation eliminates the need for regular cleaning or other maintenance.

The embedded OS simplifies IT management as it doesn't require anti-virus software, regular software updates or security patches.

WEB-BASED SETUP

The Thin Client is configured via its embedded web interface. In a matter of minutes, an administrator can add cameras and customize the display to include pre-configured views, carousels, and on-screen text.

SIMPLE VIDEO DISPLAY, PLAYBACK AND EXPORT

The Thin Client can connect directly to network cameras/video streams to display live video. Still images can be saved to Network Attached Storage (NAS) or a USB thumb drive.

When paired with the Symphony VMS, the Thin Client also supports video playback and export, making it a simple, low-cost solution for reviewing and exporting surveillance footage.



The Thin Client displays up to 16 video streams at one time

INTUITIVE CONTROLS – OR NONE AT ALL

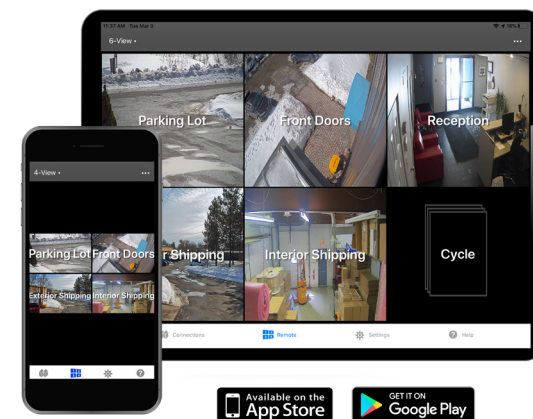
The Thin Client display can be controlled remotely, with no operator input required. Camera views can be set via the web interface, mobile app (iOS or Android), or a Symphony VMS Windows client.

If operator interaction is required, intuitive on-screen controls are available. The Thin client supports the following interface devices:

- USB mouse
- Touch screen
- PTZ joystick
- TV remote control (HDMI-CEC)



Intuitive on-screen controls minimize complexity and training requirements




Thin Client Remote Control apps (iOS and Android)

PRIVACY CONTROLS

The Thin Client can help organizations meet GDPR and other privacy regulations by limiting the personal information displayed to the operator:

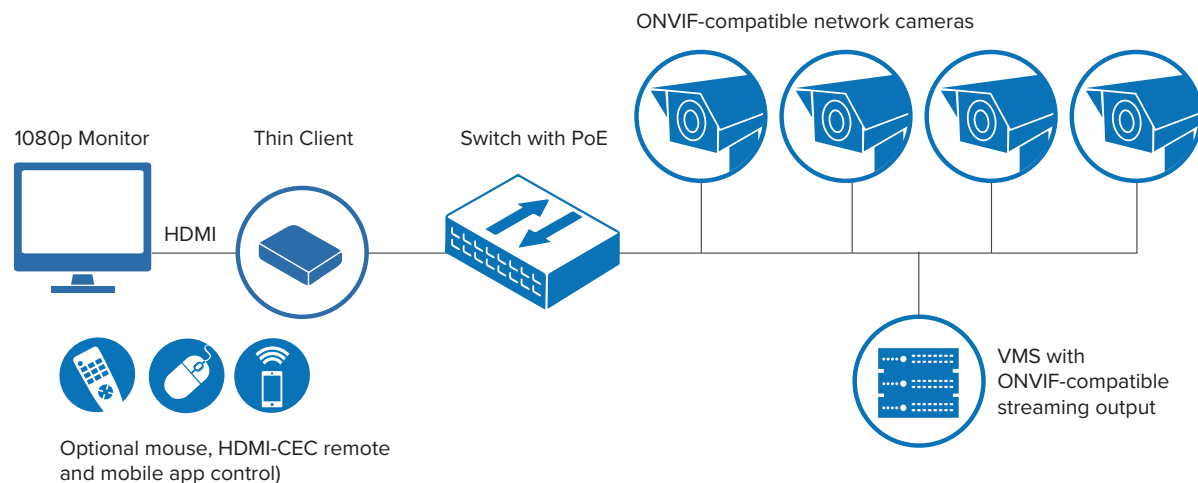
- Static masks – Blur a fixed portion of the video stream (requires Symphony)
- Dynamic masks – Blur people and vehicles within scene (requires Symphony)
- PTZ cameras – Enable/disable PTZ control by user account
- Admin and view-only user accounts



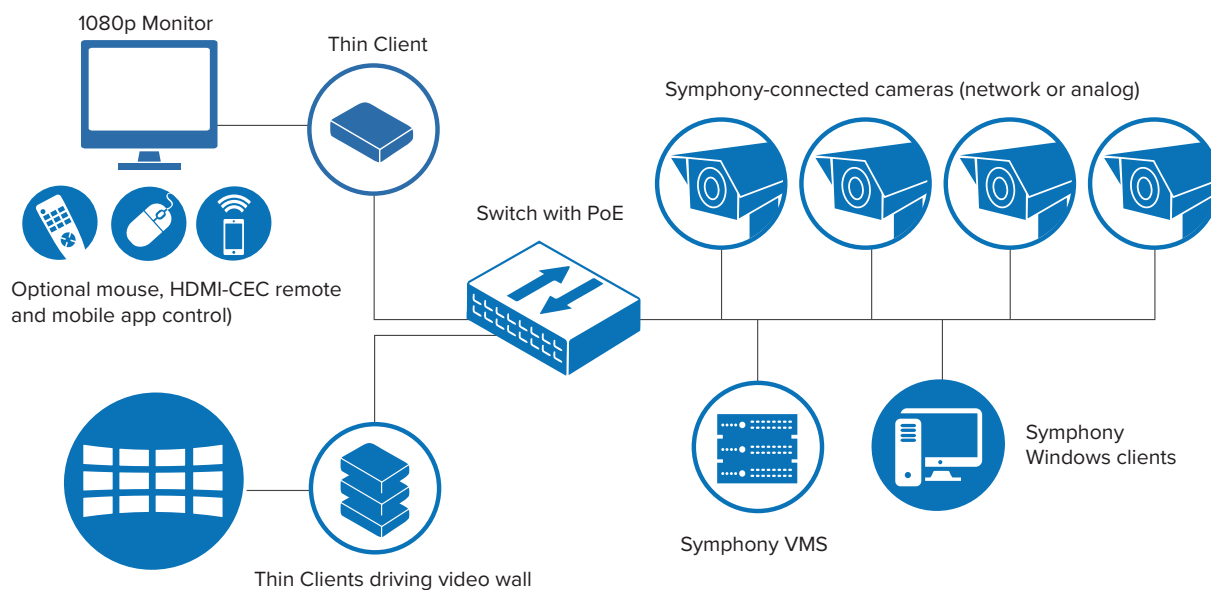
Dynamic masks remove identifiable information from people and vehicles

VIDEO WALLS

When used with Symphony, Thin Client provides a simple and inexpensive way to drive a video wall. Symphony operators can simply drag and drop video streams onto individual video wall panels as well as save pre-configured layouts that react to security alarms.



Stand-alone deployment (direct-connect to cameras and ONVIF sources)



Symphony VMS deployment

Technical Specifications

GENERAL

- Video output: HDMI 1080p (cable included)
- Supported layouts:
 - 1: 1920 x 1080 @ 25 fps
 - 2: 960 x 1080 @ 25 fps
 - 4: 960 x 540 @ 25 fps
 - 6: 640 x 540 @ 20 fps
 - 9: 640 x 360 @ 20 fps
 - 12: 480 x 360 @ 10 fps
 - 16: 480 x 270 @ 10 fps
- H.264, MPEG-4 and Motion JPEG video decoding
- ONVIF Profile S and RTSP support
- One-way audio (from audio-capable cameras)
- Web-based configuration
- Network protocols: TCP, UDP, IP, HTTP, RTSP, ICMP, DHCP, DNS, Bonjour
- Compliance: CE, FCC, RoHS
- Warranty: 2 years

CONTROL OPTIONS

- Mouse (USB)
- Touch screen
- TV remote control via HDMI-CEC
- PTZ joystick
- Web interface
- Mobile app (iOS, Android)

SECURITY

- Password protection
- Operator mode (restricted to pre-configured restricted layouts)

INTERFACES

- 100 Mbps Ethernet (RJ-45)
- Additional network interface available via USB-Ethernet adapter
- HDMI (Type A)
- 2 USB ports (USB 2.0)
- Audio output (3.5 mm)
- Rear-panel reset button

ELECTRICAL

- PoE IEEE 802.3af Class 3, 8.5W max

MECHANICAL

- Dimensions (W/D/H): 175 x 120 x 35 mm (6.9 x 4.7 x 1.4 in)
- Weight: 600 g (1.3 lbs)
- Mounting kit: wall, VESA (sold separately)

ENVIRONMENTAL

- Operating temperature: 0 to 45°C (32 to 113°F)
- Storage temperature: -20 to 45°C (-4 to 113°F)
- Humidity: 5 to 95% (relative, non-condensing)

PART NUMBERS

- Thin Client – AIM-A10D
- VESA mounting bracket – AIM-A10D-VESA



Features By Connection Mode

The Thin Client is designed to function either a standalone video display appliance or as part of a Symphony VMS deployment. Depending on the connection type selected during configuration, different features are available.

| FEATURE | DIRECT CONNECT MODE | SYMPHONY VMS MODE |
|---|------------------------|----------------------|
| CAMERA DISCOVERY / VIDEO STREAMING | | |
| ONVIF Profile S | ✓ | ✗ |
| RTSP | ✓ | ✗ |
| Cameras connected to Symphony VMS | ✗ | ✓ |
| Multicast video streams | ✓ | ✓ |
| VIDEO PLAYBACK, SAVE & EXPORT | | |
| Play live video | ✓ | ✓ |
| Play recorded video | ✗ | ✓ |
| Export still image to NAS | ✓ | ✓ |
| Export recorded video to NAS | ✗ | ✓ |
| Export still image to USB thumbdrive | ✓ | ✗ |
| DIGITAL SIGNAGE | | |
| Loop video from USB thumbdrive | ✓ | ✓ |
| Interrupt looped video with Symphony-generated events | ✗ | ✓ |
| PRIVACY CONTROLS | | |
| Static privacy masks | ✗ | ✓ |
| Dynamic privacy masks | ✗ | ✓ |
| Enable/disable PTZ control by account | ✓ | ✓ |

Thin Client rear panel includes Ethernet with PoE, 2 USB ports, and HDMI (1080p)